



# User Guide

[www.icbf.com](http://www.icbf.com)

get connected



# Welcome

This Welcome Pack is aimed at helping you make full use of your HerdPlus membership. The HerdPlus service will furnish you with breeding and management tools you need to maximise profit on your farm.

## Management Reports

Page 4 – 5

## Record on Farm Events

Page 6 – 7

## Genomic Testing

Page 11

## Live HerdPlus Web Profiles

Page 8 – 9

## Applications


- Inbreeding Checker
- Sales Catalogue

# Getting Started

## Logging in

To access your HerdPlus account:

1. Go to **www.icbf.com**
2. Under Online Services enter your username (your Herd number) and password
3. Click Log in

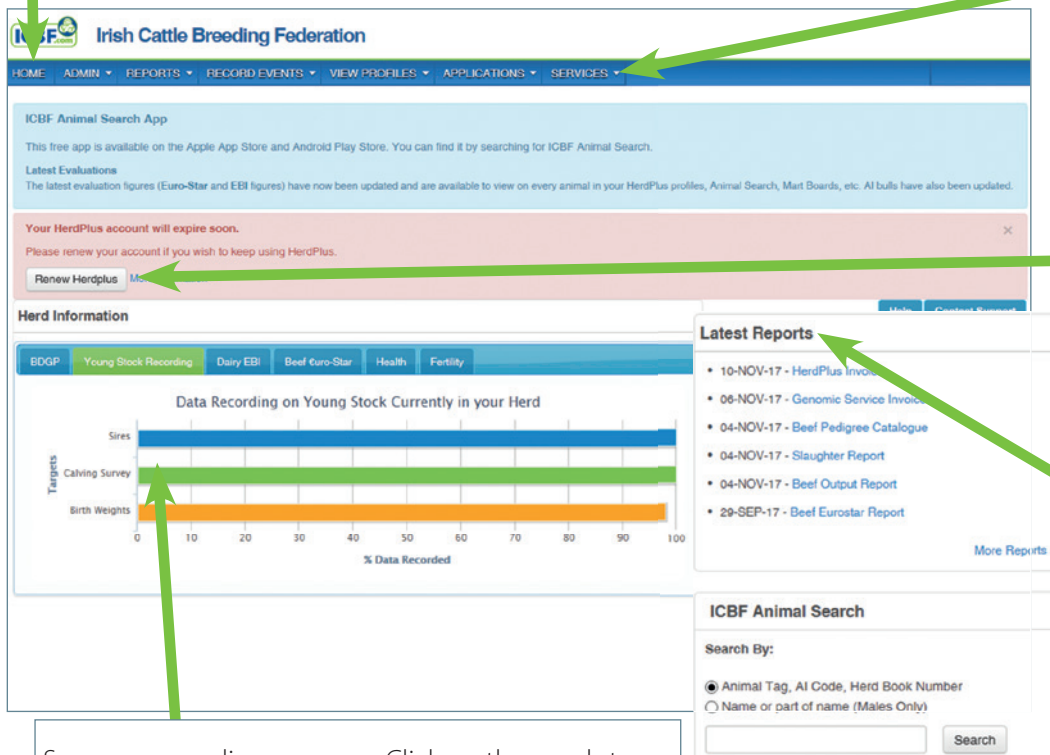


### Forgot your password?

Click here to retrieve your password **OR** Text **PASS** to **0894577663** from the mobile registered to your herd. You will receive a temporary password which will allow you to log in and **create a new password.**

## Our Home Page

This blue bar allows you to navigate around the HerdPlus screens. The 'Home' button in the top left will always return you here.



When your membership is due for renewal a reminder appears here. Simply Click "**Renew HerdPlus**"

See your **Latest Reports** or Search Star ratings on the animal search.

See your recording progress. Click on the graph to go straight to the record events page.

## Suckler Cow Report

The Suckler Cow Report enables the farmer to critically analyse the performance of every suckler cow in the herd.

Clearly identify every aspect of your cow's performance by looking at her:

1. Ancestry
2. Fertility
3. €uro-Star Index
4. Cow Scores
5. Progeny Performance

This report can be used as an aid for breeding & culling decisions.

Animal Details				Ancestry Details				€uro-Star Index											
Jumbo:	271	Sire's Sire		Within Breed	Economic Indexes	Index	Rel%	Across Breed											
Official Tag:		Sire's Dam		Replacement		€98	47%	★★★★★											
Animal Name:				Expected Progeny Performance															
Date of Birth:	03-Apr-2011 6y 10m			Calving Difficulty (%3&4)		3.8%	48%												
Breed:	CH (72%), LM (22%)			Docility (1-5 scale)		0.24	69%	★★★★★											
Fertility				Carcass Weight (Kg)		12 Kg	48%	★★											
Age First Calving	23 Months	Sire		Carc Conf. (1-15 scale)		1.08	47%	★★											
Avg Calv. Interval	378	Dam		Expected Daughter Breeding Performance															
Due to Calve	To Serve	Dam's Sire		Daught Calv Diff (%3&4)		6.1%	46%												
Birth Weight:		Dam's Dam		Daught Milk (Kg)		0.7 Kg	56%	★★											
Mature Weight:				Daught Calv Int. (Days)		-2.92 Days	43%	★★★★★											
Linear Scored:																			
Cow Scores																			
	2013	2014	2015	2016	2017														
Cow Milk	Good	Average	Good	Average	Good														
Cow Docility	Very Good	Good	Very Good	Very Good	Very Good														
Progeny Details																			
Calving Details				Sire Details			Weaning Performance				Carcass Performance								
	Calving Date	Calving Interval	Calf Tag	Sex	Calving Survey	Birth Weight	Gest Length	Current Status	Sire	Sire Breed	Weight (kg)	Age (days)	A.D.G. (kg)	Mart Price/kg	Calf Quality	Calf Docility	Age at Slaught. (months)	Carcass Conform & Fat	Carcass Weight (kg)
1	12-Mar-13			M	Normal			Dead	FIW	AA					Average	Average	14	R=3-	317
2	17-Apr-14	401		F	Normal		287	Dead	GJB	AA					Poor	Average	14		
3	22-Apr-15	370		F	S. Assis			Dead		AA					Good	Poor	13		
4	04-May-16	378		F	Normal			Sold	ZAG	LM					Very Good	Good			
5	02-May-17	363		F	Normal			In herd	OLI	LM					Good	Very Good			

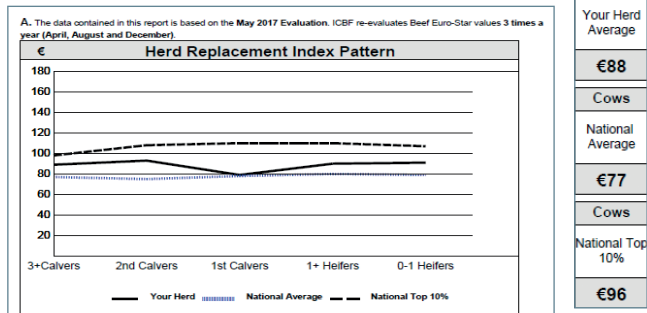
## Beef €uro-Star Report

The Beef €uro-Star Report details the breeding potential of your stock so you can breed the most profitable animals for your herd.

See full breakdown of your herds €uro-Star indexes.

Animal Details		Replacement Index						
Jumbo	Animal Tag	Sire ID	Calvings	Index Value (€)	Rel %	Carcass Weight (Kg)	Daught. Milk (Kg)	Daught. Calving Interval (Days)
	Date Of Birth	Dam Tag		Across Breed Stars	Herd Rank	Across Breed	Across Breed	Across Breed
	Breed			★★★★★	11	★	★★★★★	★★★★★
321				€82	33%	-2	+7	-1.8

How does your herd compare with the National Average & National Top 10%?



Compare your best & worst cows on their Replacement index

A. Top Cows										
Cows in your herd with the Highest Replacement Index										
Jumbo	Tag	Date of Birth	Breed	No. of Calves	Index Value (€)	Across Breed	Pg.			
607		17-NOV-10	AA	4	181	★★★★★	14			
768		07-DEC-12	AA	3	174	★★★★★	14			
841		11-JAN-14	AA	2	138	★★★★★	16			
770		17-OCT-12	AA	3	138	★★★★★	14			
828		11-NOV-13	AA	2	132	★★★★★	15			
882		15-JAN-15	AAX	1	113	★★★★★	7			
656		06-APR-09	AAX	6	109	★★★★★	7			
827		21-NOV-13	AA	2	106	★★★★★	10			
500		19-SEP-05	AA	10	105	★★★★★	12			
776		20-OCT-12	AA	3	105	★★★★★	15			
B. Bottom Cows										
Cows in your herd with the Lowest Replacement Index										
Jumbo	Tag	Date of Birth	Breed	No. of Calves	Index Value (€)	Across Breed	Pg.			
750		14-APR-12	AA	2	29	★	14			
343		24-FEB-14	AA	1	37	★	11			
823		10-NOV-13	AA	1	39	★	15			
516		19-APR-10	AAX	4	41	★	6			
387		18-SEP-12	AA	3	42	★★	12			
602		14-NOV-10	AA	4	47	★★	14			
615		23-NOV-08	AA	6	49	★★	12			
889		30-APR-14	AA	1	60	★★	16			
382		04-SEP-12	AA	2	64	★★★	12			
311		14-MAR-12	AA	3	66	★★★	11			

## Beef Calving Report

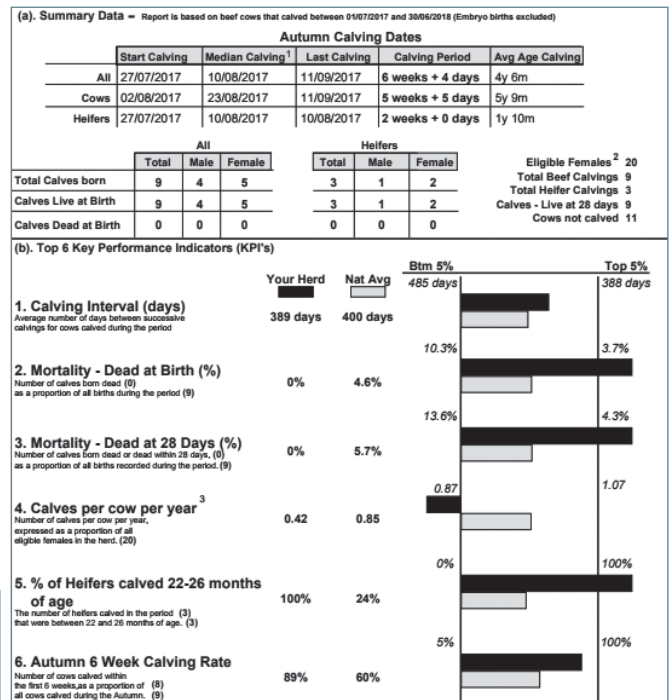
The Beef Calving Report allows you to assess the calving performance of your herd.

Benchmark your herd for Key Performance Indicators (KPI's) such as Calving Interval and Number of calves per cow per year.

Compare your herd's figures with the National Average.

See a full breakdown of your herd's calving survey data.

Quickly identify cows that may have potential fertility issues by looking at your "Action List".



Animal Details					Areas for Attention			
Jumbo	Animal Number	Age	No. of Calvings	Last Calving Date	Last Calving Interval >390 days <sup>1</sup>	Cows Not Calved >390 days <sup>2</sup>	Recycled <sup>3</sup>	Last Calving Scored <sup>4</sup> Difficult (3 or 4)
101		9y 5m	4	26-Mar-16	614	X	X	X

## Beef Output Report

Assess the productivity of your beef herd in terms of kg of liveweight produced with the Beef Output Report.

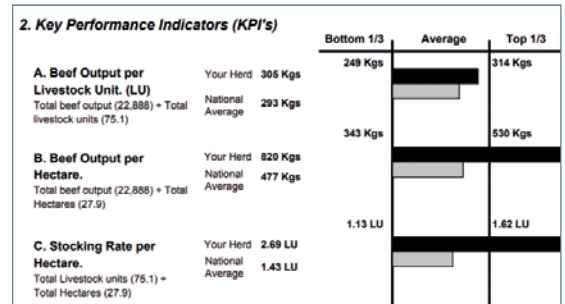
A useful benchmark for both dry-stock and breeding herds.

To assess the output per hectare of your herd, ensure to record "Total Hectares"

**1. Summary Data**  
Report calculates how much liveweight was produced from this herd in the selected year. It then breaks this figure down into various KPI's which are detailed in section 2 below. All weights are liveweights.

<b>A. Total Beef Output (Kgs)</b> Sales - Purchases + Inventory Change, in the selected year	22,888
<b>B. Total Livestock Units (LU)</b> Average livestock units in the herd, in the selected year.	75.1
<b>C. Total Hectares (Ha)</b> Total hectares available to the cattle enterprise, in the selected year.	27.9

See a detailed breakdown of your sales and purchases for the year.



## Weaning Performance Report

This report will allow you to analyse the performance of suckler calves born in your herd, as well as the performance of your suckler cows.

Easily identify your most efficient cows!

How do your animals compare to industry targets?

Calf Details				Cow Details		
Tag DOB Breed	Sire	200 Day Weight (kg)	Actual Wgt (kg) Age (Days) ADG (kgs)	Jumbo Rep Index Stars Across	Weight (kg)	Calf 200 Day Weight (% of cow weight)
		396	440 225 1.75*	614 €198 ★★★★★	794	50%

Calf 200-day weight	Males 300kg	Females 250kg
Calf 200-day weight as % of cow weight	All cows 42%	

## Data Recording

Recording data on your animals is a vital element for accurate Euro-Star Index and completeness of data in reports. You will then be better equipped to make informed decisions when choosing breeding stock. Record calving ease, birth events, weight data, pregnancy diagnosis and more through the **Record Events Screens**.

## Recording Calving Ease

Data collected from calving surveys reflect on the bulls calving difficulty figure and increases the trait reliability. Calving surveys can be completed on the **Birth Event Screen**.

## Record Missing Sires

When registering calves, recording a sire is optional. However, without a sire, ICBF is unable to generate a Euro-Star Index for that animal.

**Record Missing Sire** Record the sire of the animals below, or mark the sire as unknown. Undo Changes Help

Animals currently in your herd are listed. Select Animal Type:  Go

Showing 1 to 25 of 25 entries Hide from Excel PDF Print

Animal Number  Sex  From Date  To Date  Purp  Breed  Dam  Previous Error  Sire

Animal Number	Sex	Date of birth	Purpose	Breed	Dam	Previous Error	Sire
	M	21-FEB-17	Beef	AA (44%); HO (41%)			<input type="text"/>
	M	21-FEB-17	Beef	AA (44%); HO (41%)			<input type="text"/>
	F	19-FEB-17	Beef	AA (44%); HO (44%)			<input type="text"/>
	M	17-FEB-17	Beef	HO (44%); AA (44%)			<input type="text"/>

If the Sire of an animal is known, it can be recorded here.

For an AI sire, enter the AI code. For a stock bull, enter the full tag number.

## Record Heat & AI/Serve

AI/Serve data is used to provide you with accurate expected calving dates for management purposes. This data is also used to calculate gestation length of bulls and female fertility.

For herds using AI, data is received from your technicians handheld.

Enter a bulls **AI Code**

Or

Enter the **full tag number** of your stock bull.

**Record Heat and Serve Events** To record an in-heat event, only enter the date; for serves, the bull and treatment are required. Help

Showing 1 to 10 of 30 entries Hide from Excel PDF Print

Animal Number  Sex  From Date  To Date  Purpose  From  Last Bull  From  Date  Sire  Sire Check

Animal Number	Sex	LCF	Calving Date	Purpose	Last Heat / Serve	Last Bull	From Service	Date	Sire	Sire Check
756		2	13-NOV-17	Beef					Select...	
716		2	17-NOV-17	Beef					Select...	
747		2	17-NOV-17	Beef					Select...	
746		2	18-NOV-17	Beef					Select...	
1200		2	18-NOV-17	Beef					Select...	

# Record Events

## Record Health and Disease Events

You can record certain health and disease information on your animals. These include *mastitis, lameness, scour, pneumonia, grass tetany, milk fever, retained placenta, etc.*



If you have an animal born in your herd with a defect you can record it here.

**Record Health and Disease Events** Record health issues that have occurred in your herd Help

No Events to Record | Last Updated: N/A

To record a Genetic Defect please click [here](#)

Showing 1 to 44 of 44 entries Show filters Excel PDF Print

Jumbo	Animal Tag	Birth Date	Sex	Last Event	No. of Events	Event Date	Event	Quarter / Leg Affected	Reason	Treatment	Fatal
142		10-MAR-04	F				Select...				
180		28-JAN-05	F				Select...				
171		16-NOV-06	F				Select...				

## Record Liveweights

By recording liveweights, you can identify the best performing animals in your herd. E.g. recording weaning weights at 150-250 days plays a vital role in establishing the daughter milk index.

Record liveweight data for animals that are currently in the herd and for animals that have left the herd in the last year.

**Record Animal Weight** Record live weights for animals in your herd, and for those that have recently left. Help

If you require a predicted weight report [click here](#)

Date of Weighing:

Currently In Herd | Departed Herd

Showing 1 to 175 of 175 entries Hide filters Excel PDF Print

Jumbo  Animal Number  Sex  From Date  To Date  Purpose  Breed  From  To  Weight

Jumbo	Animal Number	Sex	Date of Birth	Purpose	Breed	Last Weighing Date	Last Weight	Weight
140		F	05-JAN-16	Beef	LM (66%), SI (31%)			<input type="text"/>
276		F	14-MAY-03	Beef	LM (100%)	22-OCT-03	203	<input type="text"/>

## Record Pregnancy Diagnosis

Recording scan results will verify expected calving dates for your herd. Where serves are not recorded, farmers can record the approximate number of days in calf as given by the scanning technician.

Enter date of scanning

Enter scan result:

- In Calf
- Empty
- Twins

Enter number of days in calf on the date of scanning.

**Record Pregnancy Diagnosis** Help

Please enter scan date here:

Showing 1 to 99 of 99 entries Hide filters

FB Jumbo  From  To  From Date  To Date  Purpose  Last Bull  From  To  Status  Preg Checked  From  To  Serve bull  Sire checked

FB Jumbo	Last	Last Calved	Last Serve	Purpose	Last Bull	Days last serve	Num Serves	Status	Preg Checked	Days in calf	Serve bull	Sire checked
140	0			Beef			0	NOT SERVED	Select			
276	9	14-JUL-17		Beef			0	NOT SERVED	Select			

## Beef Euro-Star Profile

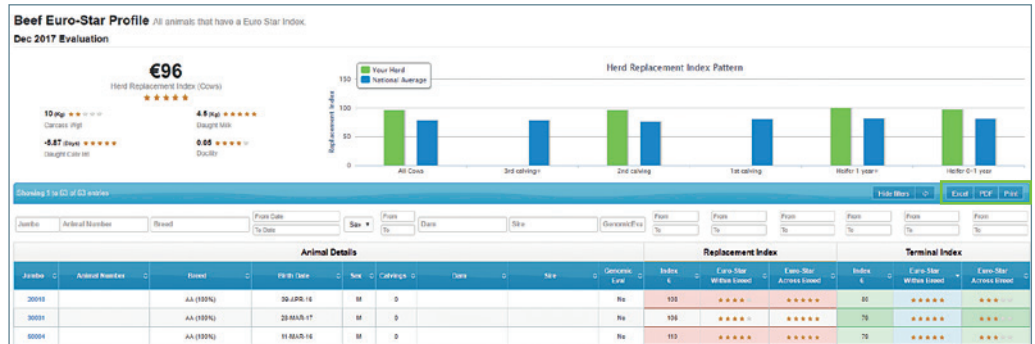
View the €uro-Star Ratings for each of your animals on our live €uro-Star Profile.

Compare your herds average Replacement Index against National average.

Download and Print this profile in **Excel** or **PDF** format.

**Filter** your list to fit your search criteria.

Click on a column heading to **sort** your list.



Click on the **full tag number** to see more information including; **Fertility, Progeny** and **Geno Eval**.

Euro-star index														Pedigree	Weight	Fertility	Progeny	Linear Scoring	Prov. Eval.	Geno Eval	Other	
<b>Birth Data</b>																						
Birth Date	Calf Tag	Sex	Calf Breed (blue card)	Sire	Calving Survey	Birth Weight (kg)	Chest Girth (cm)	Height Shoulder (cm)	Birth Size	Calf Vigour	Mal-presentation	Birth Defect										
1 01-SEP-11		M	LMAX		1																	
2 15-SEP-12		M	LMAX		3																	
3 01-SEP-13		F	LMAX		1				Large	Vigorous	No											
4 11-AUG-14		F	LMAX		1		83	80	Large	Vigorous	No											
5 23-AUG-15		F	LMAX		1	44			Medium	Very Vigorous	No											
6 28-AUG-16		M	SAX		1	54			Medium	Average	No											
7 23-AUG-17		F	LMAX		1	52			Medium	Average	No											
<b>Weight &amp; Carcass Data</b>																						
Birth Date	Calf Tag	Sex	Current Status	Weight Data			Weaning Data		Slaughter Data													
				Age (days)	Weight (kg)	ADG (kg)	Calf Quality	Calf Docility	Age Slaughter (months)	Carcass Weight (kgs)	Carcass Conf. & Fat											
1 01-SEP-11		M	DEAD	305	580	1.78	VG	G	15	394	U-3+											
2 15-SEP-12		M	DEAD	211	295	1.19	G	P	21	428	U-2+											

## Expected Calving Profile

See the expected calving dates for your herd based on insemination data recorded.

See the predicted €uro-Star value of the calf in the Terminal and Replacement Index.



# Profiles

## Stock Nitrates Reports

This report calculates kgs of Nitrogen (N) and Phosphorus (P) produced, based on the number of animals in the herd.

Nitrogen(N)		Phosphorus(P)	
kg/hd	Total	kg/hd	Total
85	0	13	0
65	982	10	151
24	271	3	34
57	348	8	49
65	267	10	41
0	1867	0	275

Animal Type	Month												Average	Nitrogen(N)		Phosphorus(P)		
	Jan	Feb	Mar	Apr	May	Jun	Jul	Aug	Sep	Oct	Nov	Dec		kg/hd	Total	kg/hd	Total	
Dairy Cows	0	0	0	0	0	0	0	0	0	0	0	0	0	0	85	0	13	0
Suckler Cows	14	14	14	13	14	15	17	17	16	16	16	16	15.1	85	982	10	151	
Total Cattle 0 - 12 mths	10	10	10	10	11	11	12	13	14	13	11	11	11.3	24	271	3	34	
Total Cattle 12 - 24 mths	9	9	9	3	0	1	3	5	7	8	10	10	6.1	57	348	8	49	
Total Cattle 24 mths+	9	8	8	8	5	4	2	2	1	1	1	1	4.1	65	267	10	41	
Totals	42	41	41	32	30	31	34	37	38	38	38	38	36.6	0	1867	0	275	

## Stock Reconciliation Reports

View number of animals **Born, Bought, Sold, Died** and **Livestock Totals** for each month.

- Click on the individual figures to view animal details.
- Each report can be downloaded and printed for your convenience.
- Stock reports are beneficial for accounting purposes.

Animal Type	Category	Jan	Feb	Mar	Apr	May	Jun	Jul	Aug	Sep	Oct	Nov	Dec	12 Month Total/Average
COWS	BOUGHT	0	0	0	0	0	0	0	0	0	0	0	0	0
	SOLD	0	0	0	1	0	0	0	1	0	0	0	0	2
	DIED	0	0	0	0	0	0	0	0	0	0	0	0	0
	END OF MONTH	14	14	14	13	15	17	17	16	16	16	16	16	15.2
CATTLE 6-8 MONTHS	BORN	0	0	0	0	2	0	3	4	2	0	0	0	11
	BOUGHT	0	0	0	0	0	0	0	0	0	0	0	0	0
	SOLD	0	0	0	0	0	0	0	0	0	0	0	0	0
	DIED	0	0	0	0	0	0	0	0	0	0	0	0	0
CATTLE 6-12 MONTHS	END OF MONTH	7	4	2	1	2	2	5	9	11	11	9	9	6
	BOUGHT	0	0	0	0	0	0	0	0	0	0	0	0	0
	SOLD	0	0	0	0	0	0	0	0	0	0	0	0	0
	DIED	0	0	0	0	0	0	0	0	0	0	0	0	0
CATTLE 12-18 MONTHS	END OF MONTH	3	6	8	9	10	8	7	4	2	1	2	2	5.2
	BOUGHT	0	0	0	0	0	0	0	0	0	0	0	0	0
	SOLD	0	0	0	2	0	0	0	0	0	0	0	0	2
	DIED	0	0	0	0	0	0	0	0	0	0	0	0	0
CATTLE 18-24 MONTHS	END OF MONTH	6	4	2	0	0	2	3	6	8	9	10	8	4.8
	BOUGHT	0	0	0	0	0	0	0	0	0	0	0	0	0
	SOLD	0	0	1	6	0	0	0	0	0	0	0	0	7
	DIED	0	0	0	0	0	0	0	0	0	0	0	0	0
CATTLE 24+ MONTHS	END OF MONTH	3	5	6	0	0	0	0	0	0	0	0	2	1.3
	BOUGHT	0	0	0	0	0	0	0	0	0	0	0	0	0
	SOLD	1	1	1	1	0	0	0	1	0	0	0	0	5
	DIED	0	0	0	0	0	0	0	0	0	0	0	0	0
ALL CATTLE	TOTAL	5	9	7	6	4	4	2	1	1	1	1	1	3.8
	TOTAL	42	41	39	29	31	31	34	36	38	38	38	38	36.3

## Weight Profile

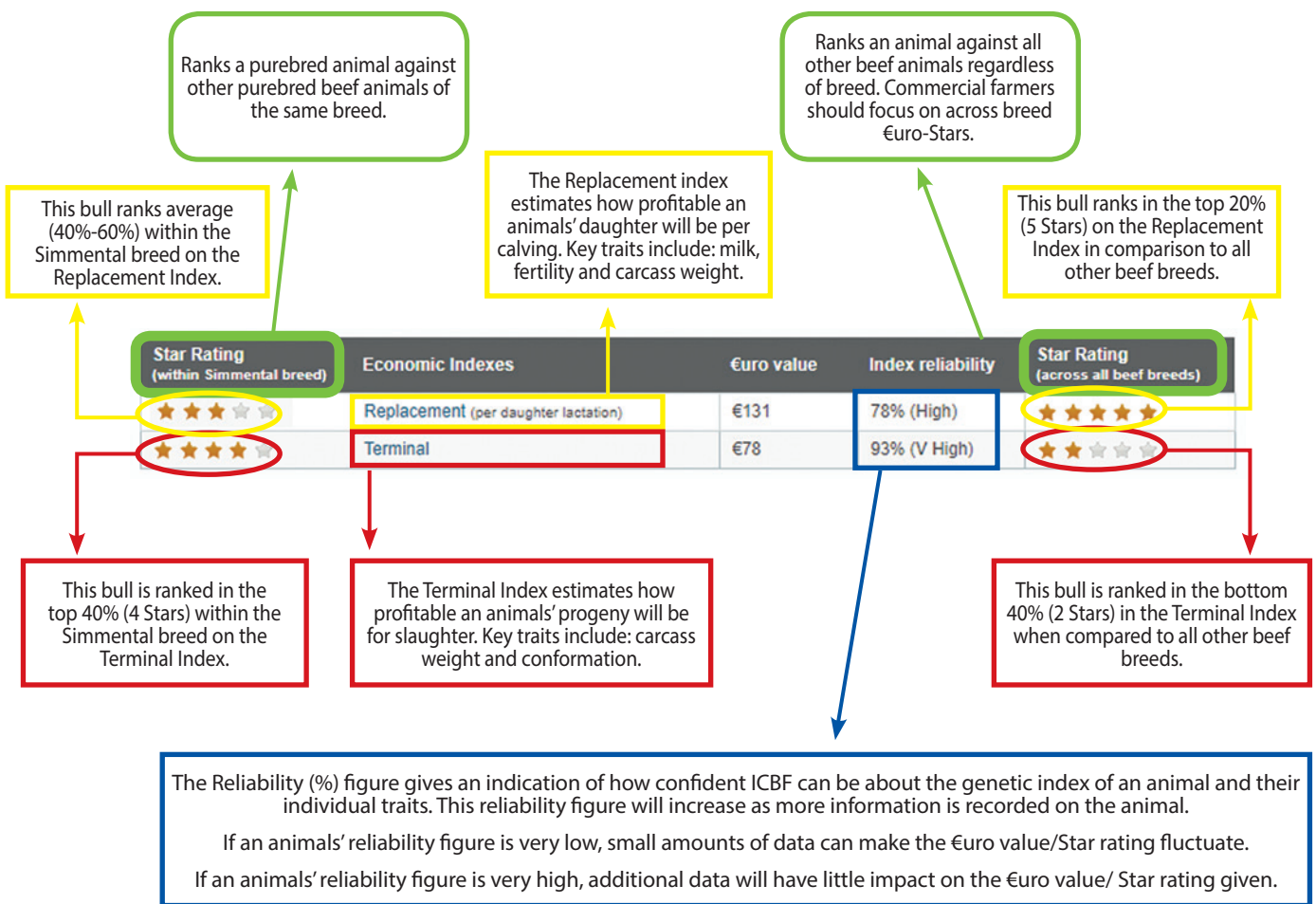
View weight data for your herd based on recorded liveweights. See each animals **Average Daily Gain (ADG)** at the last weighing.

FB Jumbo	Animal Number	Sex	Last Weight Date	Last Weight (Kgs)	A.D.G Birth (Kgs)
		M	20-OCT-12	580	1.38
		F	08-APR-14	788	.27
		F	23-SEP-17	770	.21
		M	25-SEP-17	420	.54
		M	23-OCT-17	490	.71
		M	23-OCT-17	535	.8
		F	31-OCT-17	494	.26
		F	21-NOV-17	532	-.2
		F	07-DEC-17	716	.31
		F	12-DEC-17	604	.12

## What are €uro-Stars? And how can I use them in the most effective way?

The €uro-Star Index is designed to aid beef farmers in selecting the most profitable animals for breeding. Each €uro-Star value is calculated using all available information about the animal e.g. ancestry, performance data and DNA. Profitable traits are combined to give each animal a €uro-Star index value.

\*€uro-Star ratings are subject to change after each evaluation run. See our **Publication Schedule** online for evaluation timeline.



0-20%	20-50%	50-90%	>90%
Very Low- Low	Low -Average	Average-High	Very High
Young Animal • Parent average. • No progeny born • No Genomic evaluation	Young Animal • Data available on the animal itself e.g. Live weights, Milk Score etc • Genomic evaluation	AI Sire/ Stockbull • Data available from the animals' offspring E.g. slaughter data and calving data etc	AI Sire • Data available from the animals' offspring e.g. Daughter milking ability. • Fully Proven

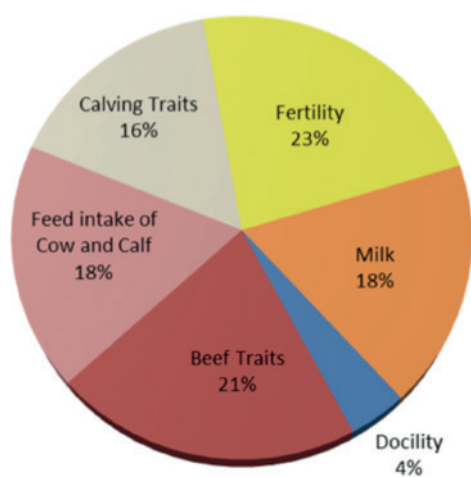
## One or more of my animals has not been given a €uro-Star rating. Why?

There are many reasons as to why an animal does not show a €uro-Star rating. The most common reason is that a sire may not be recorded for the animal.

If the sire is known, you can record the sire by going to Record Events > Record Missing Sires. See page 8 for more information.

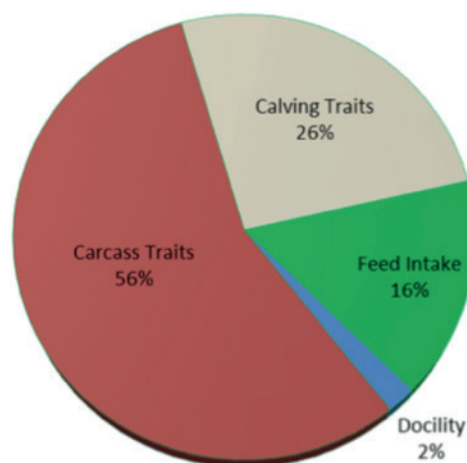
## How are the traits weighted in the €uro-Star Indices?

### Replacement Index



The Replacement index focuses primarily on maternal traits such as milk and fertility. A suckler farmer wishing to breed replacement heifers should use breeding stock with high Replacement Indexes.

### Terminal Index



The Terminal Index is solely focused on beef traits such as carcass weight and conformation. A farmer looking to breed stock for slaughter or sale as weanlings should use breeding stock with high Terminal Indexes.

## Will my animals' €uro-Star rating show up on a mart board for a sale?

As a HerdPlus member, when selling animals at a mart, their details will be shown on the 'mart board'. Details will be displayed for all females and pedigree males where 4 or 5 Stars.

## What is Genotyping? What are the benefits of Genotyping my animals? How can I order a Genotype?

Genotyping is the analysis of an animal's DNA to help predict how the animal will breed/ perform in the future.

### Genotyping

- increases reliability figures (by about 20%) even before animal performance data becomes available
- provides accuracy to gauge potential performance of the animal from the genetic traits
- confirms parentage of the animal (assuming parents are genotyped) or can predict a sire.

As a HerdPlus member, you can avail of the genomics service for the discounted rate.

You can track and place an order online through Services > Genomic Services > Place Order.

You will receive a Hair kit in the post, together with instructions and a return envelope.

# HerdPlus App



Download for  
**FREE** today!

*Recording events  
and viewing animal  
profiles has never  
been so easy!*

Instant access to a wide  
range of HerdPlus services

- Your latest HerdPlus Reports  
e.g. suckler cow and beef output reports.
- Record essential data anytime, anywhere  
e.g. liveweights, serves, scanning data.
- View Profiles for live, up to date information  
e.g. Euro-Star and fertility profiles.



[www.icbf.com](http://www.icbf.com)

Ph: 023-8820452

## ICBF Whole Herd Performance Recording



Participating Breeders want to show that the data recording is carried out with the utmost **Accuracy & Transparency**



Ireland's only search engine  
for young stockbulls

